

LogiLife



PRICE LIST
USA - July 2011

logiflex

TABLE OF CONTENTS

July 2011 Update

Terms of sale	2 - 3
General specifications	4 - 6
Product map:		
bedside cabinets SIN 71-315	7
dressers SIN 71-315	8
hutches SIN 71-315	9
wardrobe cabinets SIN 71-315	10 - 13
audio-visual units SIN 71-315	14 - 15
activity units SIN 71-315	16
How to order? SIN 71-315	17 - 18
Bedside Cabinets SIN 71-315	19 - 20
Dressers SIN 71-315	21 - 22
Hutches SIN 71-315	23 - 24
Wardrobe cabinets SIN 71-315	25 - 28
Headboards SIN 71-315	29
Footboards SIN 71-315	29
Audio-visual units SIN 71-315	30 - 31
Activity units SIN 71-315	32
Square and round tables SIN 71-315	33
Arc tables SIN 71-315	34

Prices

The prices are "suggested retail" and are subject to changes without notice.

Terms of payment

Net 30 days, F.O.B. Deauville (Qc), Montreal and Quebec City. The invoice will be dated the same ship date and payable 30 days from that date including applicable freight charges.

Regular shipments

Please inquire about our lead time to customer service. Additional freight delays to the USA, to Western and Eastern provinces must be taken into consideration.

Orders

All orders are subject to acceptance by LOGIFLEX Inc. Please use our codes and clearly indicate the desired finishes.

Returns

Merchandise may not be returned without our previous written consent. A restocking charge of 25% will be charged in addition to any other expenses incurred to reinstate the unit into "new" condition. Shipment returned to us must be "freight prepaid".

Cancellations

All orders are considered firm and are not subject to cancellation without our approval. Cancellation charges may apply based upon incurred expenses in processing the order.

Liability

Our liability ends when the carrier issues us a clear receipt, acknowledging that the shipment has been received in good condition.

Claims

We strongly suggest that the shipment is carefully examined before you give a receipt to the carrier. All incomplete or damaged shipments should be refused. A claim for concealed damages must be filed with the carrier within 10 days of the delivery.

Storage charges

Upon request and with an established ship date, the merchandise can be stored for a maximum of 10 days against an adequate reimbursement.

Freight charges

All prices contained herein are suggested retail prices – F.O.B. factory, Deauville (Qc), Canada. Any and all freight conditions or arrangements other than above must be authorized in writing by LOGIFLEX and will be limited to conditions agreed upon. Deliveries to be forwarded to the dealer / distributor store or warehouse only.

Shipments with requested delivery other than above are subject to an extra fee as charged by the carrier.

Any delay at your docking facility could also call for an extra fee for which you could be requested to pay directly to the carrier.

Changes

LOGIFLEX reserves the right to institute changes in regards to materials, equipment, specifications and designs, as well as to discontinue models at any time without prior notice.

Ownership of goods

LOGIFLEX or its agents will retain full ownership of goods as listed until the full payment is totally remitted. Since all goods must be ordered by an official numbered and dated purchase order detailing the agreed terms and other pertinent details, the dealer / distributor agrees to above conditions and will be responsible in a court of law for all expenses incurred by LOGIFLEX to recover amounts due. This is understood as being part of buying conditions.

Warranty

LOGIFLEX guarantees its products for 10 years from the date of purchase. This warranty is valid only through the original dealer / distributor. Warranty covers faults or defects resulting from normal use of product and is limited to the repair or replacement of said product at **LOGIFLEX** discretion. Unauthorized repairs or abusive use will automatically void the warranty. All pieces of furniture are inspected and verified at shipping time. Any breakage at delivery time should be reported to the carrier or its agent for damage claim at DESTINATION POINT. **LOGIFLEX** cannot be held responsible for incidental or consequential damages in using its products.

Specific warranties

Polystyrene basket (plastic tray) - Product guaranteed for a period of three years from the date of purchase. This warranty is valid only through the original authorized dealer or distributor. Warranty covers faults or defects resulting from normal use of the product and is limited to the repair or replacement of said product at **LOGIFLEX** discretion.

Pneumatic base – Product guaranteed for a period of five years from the date of purchase. This warranty is valid only through the original authorized dealer or distributor. Warranty covers faults or defects resulting from normal use of the product and is limited to the repair or replacement of said product at **LOGIFLEX** discretion.

Structural Assembly

Doors and drawer fronts are installed over recessed sides. Locks can be added as an option, and will be factory installed on doors and drawer fronts (see specific price list pages for applicability). Each unit is self-supporting, and rests on 6" metal or wooden legs. Most parts are assembled with metal assembly fittings and dowels (cam sets), which are covered with color matching PVC cover caps.

Finishes

Tops - Standard

LF finish (1") Melamine: High density 1" particle board (42 to 45 lbs / po²), 2.5mm polyvinyl chloride (PVC) edge finishing (sealed joints – resistant and durable).

LFL finish (1-1/16") Laminate: High density 1" particle board (42 to 45 lbs / po²), top laminate sheet 1/32", bottom compensation sheet 1/32" (prevents bending), 2.5mm polyvinyl chloride (PVC) edge finishing (sealed joints – resistant and durable).

Tops - Custom-made

LFM finish (15/16") Linoleum: High density 3/4" particle board (42 to 45 lbs / po²), top and bottom 1/16" compensation sheets (prevents bending), 1/8" linoleum sheet (antibacterial quality), 2.5mm polyvinyl chloride (PVC) edge finishing (sealed joints – resistant and durable).

NOTE: PRICE ON REQUEST PER CASE BY QUOTATION DEPARTMENT

Bow Front Option (CX)

Adding CX option will result in a 1-1/2" bow front on all pieces except for headboards and footboards. These pieces will result in a 3" bow front.

Frame

High density 1" particle board, 2.5mm polyvinyl chloride (PVC) edge finishing on visible ends, 0.5mm polyvinyl chloride (PVC) edge finishing on hidden ends.

Bottom and adjustable shelves

High density 1" particle board, 2.5mm polyvinyl chloride (PVC) edge finishing.

Adjustable shelves come with metal supports, which may be screwed into unit sides once adjusted. Upon request, these shelves may be built in LFM finish (price upon request per case by quotation department).

Drawers

All drawers are made of color matching high density 5/8" particle board (42 to 45 lbs / po²), 0.5mm polyvinyl chloride (PVC) edge finishing (sealed joints – resistant and durable).

Full extension Quadro slides



16", combination full extension drawer runner and locking system with ball bearing slides, capacity 150 lbs. (applicable for dressers and wardrobe cabinets).

Full extension ball bearing slides



16" or 20", full extension drawer runner, capacity 100 lbs, silent, drawer easy to remove and put back, zinc plated (applicable for bedside cabinets, audio-visual units and activity units).

Doors and drawer fronts

High density 5/8" particle board (42 to 45 lbs / po²), 2.5mm polyvinyl chloride (PVC) edge finishing on visible ends, 0.5mm polyvinyl chloride (PVC) edge finishing on hidden ends (sealed joints – resistant and durable).

Hinges

Standard spring hinges, opening angle 110°, nickel plated steel.

Handles



Satin nickel **H130** handle used for bedside cabinets and hutches (drawer fronts and doors are pre-drilled at 128mm c/c).



Satin nickel **H160** handle used for all other applications (drawer fronts and doors are pre-drilled at 160mm c/c).

Handles positioned horizontally on drawer fronts, vertically on doors. Height of handles follows Logiflex standards. Upon request, door handles can be installed horizontally to accommodate specific ergonomic needs.

Locks

Satin nickel locks are available optionally on all Logilife furniture (see details, pages 19 to 28). Two keys are provided per lock, and one master lock is provided per order. Upon request, locks can be keyed alike. If not requested, locks will have random multiple key. Repetition of numbers can occur for orders of more than 50 units.

Dimensions

Dimensions and dimension codes are nominal. For side by side units, it is primordial you consider finished unit width will exceed nominal dimension code by 1/32".

Dimensions expressed in product maps are precise to the 1/8" near.

Custom-made units

A draft and all pertinent details must be submitted to our quotations department. A quotation including specifications and illustrations must be referred to when placing order.

Orders of custom-made units cannot be cancelled nor returned.

Packing

All units are assembled in factory and packed with protective corners and plastic film. Packing has been tested and complies with industry of transport standards.

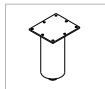
Legs



OVAMSN: **Standard leg.** Satin nickel oval metal leg on leveler, 6" high, 16 GA steel 1-9/16" x 3-3/16" tube, 3-1/2" x 4" x 1/8" steel plate. Glued and screwed in under bottom of unit.



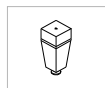
OVAMWFSN: Satin nickel oval metal leg on castor with break, 6" high, 16 GA steel 1-9/16" x 3-3/16" tube, 3-1/2" x 4" x 1/8" steel plate. Glued and screwed in under bottom of unit (compatible for bedside cabinets only).



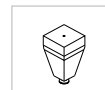
IFMNSN: Satin nickel tube metal leg on leveler, 6" high, 16 GA steel, 2-1/2" diam. tube, 3-1/2" x 4" x 1/8" steel plate. Glued and screwed in under bottom of unit.



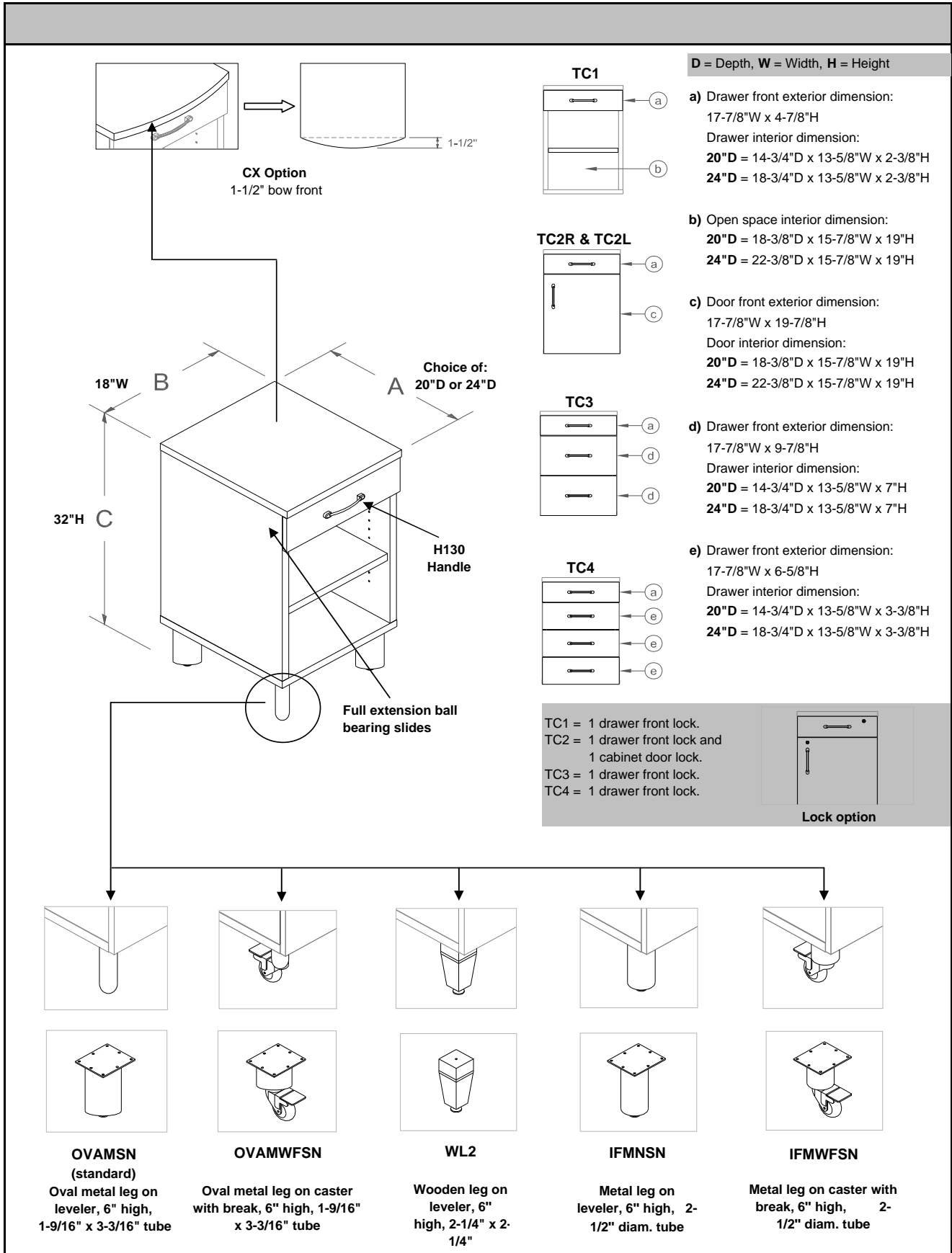
IFMWFSN: Satin nickel tube metal leg on castor with break, 6" high, 16 GA steel, 2-1/2" diam. tube, 3-1/2" x 4" x 1/8" steel plate. Glued and screwed in under bottom of unit (compatible with bedside cabinets only).

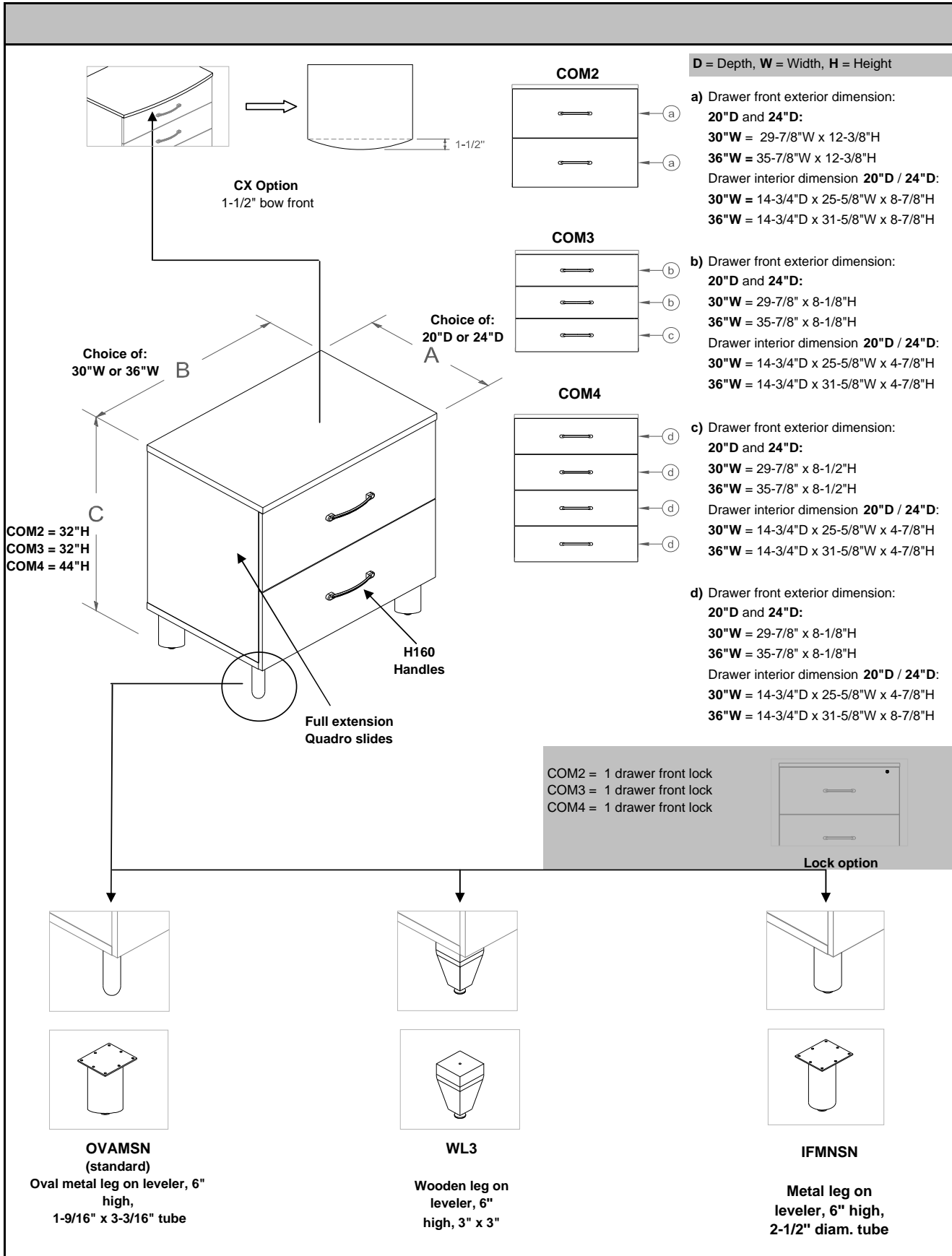


WL2: Wooden leg on leveler, 6" high, 2-1/4" x 2-1/4", available in all Logiflex color chart wood finishes. Glued and screwed in under bottom of unit (compatible with bedside cabinets only).



WL3: Wooden leg on leveler, 6" high, 3" x 3", available in all Logiflex color chart wood finishes. Glued and screwed in under bottom of unit.





CX Option
1-1/2" bow front

Anti-Tipping Kit

Choice of:
30"W or 36"W

A 16"D

B

C

H130 Handles

HL28 = 28"H
 HLA40 = 40"H
 HLA52 = 52"H

HL28

HLA40

HLA52

D = Depth, W = Width, H = Height

a) Door front exterior dimension:
 30"W = 14-7/8"W x 13-7/8"H
 36"W = 17-7/8"W x 13-7/8"H
Door interior dimension:
 30"W = 14-3/8"D x 28"W x 13"H
 36"W = 14-3/8"D x 34"W x 13"H

b) Open space interior dimension:
 30"W = 14-3/8"D x 28"W x 13"H
 36"W = 14-3/8"D x 34"W x 13"H

c) Open space interior dimension:
 30"W = 14-3/8"D x 28"W x 25"H
 36"W = 14-3/8"D x 34"W x 25"H

d) Open space interior dimension:
 30"W = 14-3/8"D x 28"W x 37"H
 36"W = 14-3/8"D x 34"W x 37"H

HL28 = 1 door front lock
HL40 = 1 door front lock
HLA52 = 1 door front lock

Lock option

Lock option

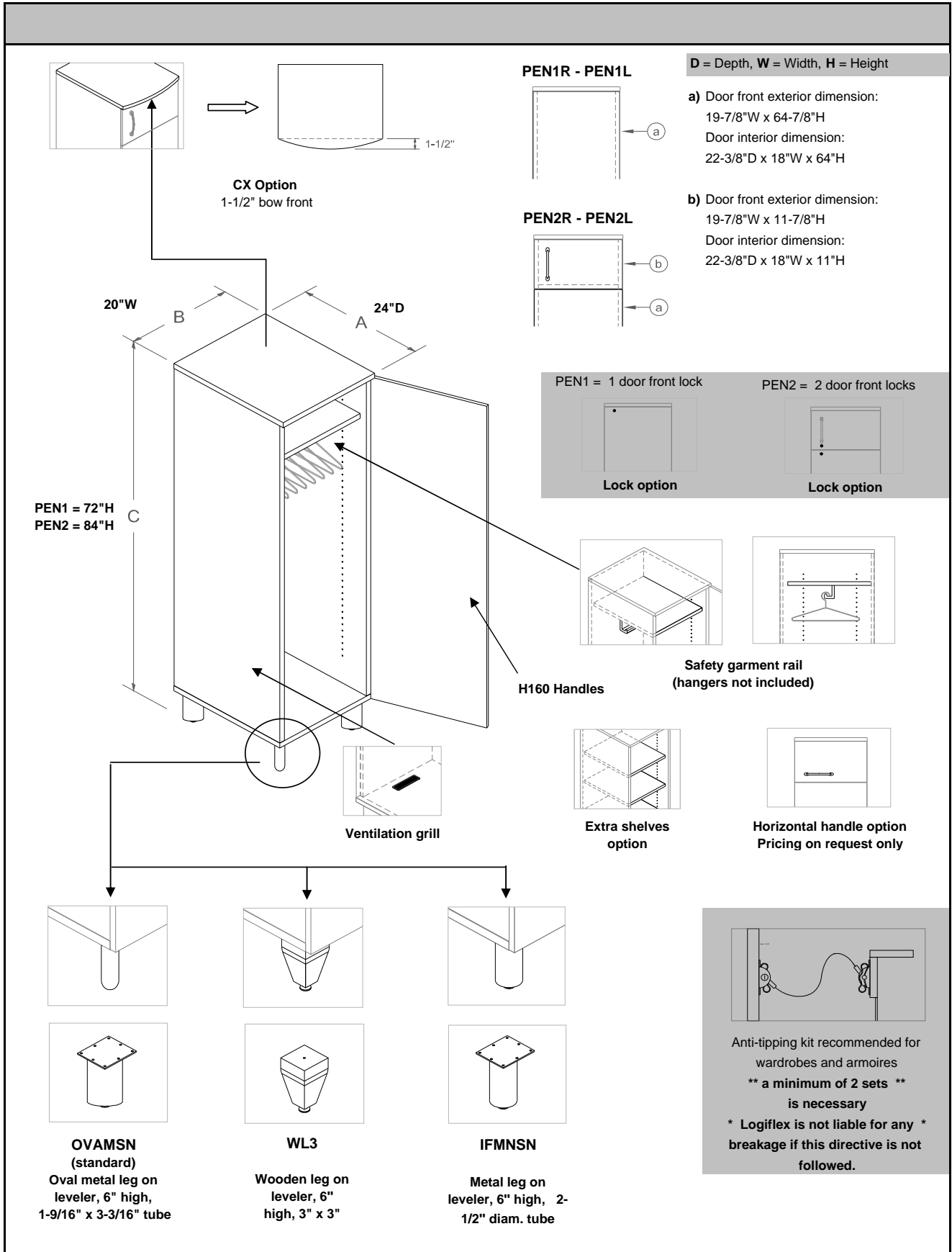
Horizontal handle option
 Pricing upon request only

Extra adjustable shelves option
 for HLA hutches

Anti-tipping kit mandatory for hutches.

**** a minimum of 2 sets is necessary ****

*** Logiflex is not liable for any breakage *
 if this directive is not followed.**



D = Depth, W = Width, H = Height

CX Option
1-1/2" bow front

Choice of : 30"W, 36"W or 42"W

A 24"D

B

C
PEN3 = 72"H
PEN5 = 84"H

PEN3

a) Door front exterior dimension:
 30"W = (2x) 14-7/8"W x 64-7/8"H
 36"W = (2x) 17-7/8"W x 64-7/8"H
 42"W = (2x) 20-7/8"W x 64-7/8"H
 Door interior dimension:
 30"W = 22-3/8"D x 28"W x 64"H
 36"W = 22-3/8"D x 34"W x 64"H
 42"W = 22-3/8"D x 40"W x 64"H

PEN5

b) Door front exterior dimension:
 30"W = (2x) 14-7/8"W x 11-7/8"H
 36"W = (2x) 17-7/8"W x 11-7/8"H
 42"W = (2x) 20-7/8"W x 11-7/8"H
 Door interior dimension:
 30"W = 22-3/8"D x 28"W x 11"H
 36"W = 22-3/8"D x 34"W x 11"H
 42"W = 22-3/8"D x 40"W x 11"H

Armoires with folding doors

c) Door front exterior dimension:
 30"W = (4x) 7-3/8"W x 64-7/8"H
 36"W = (4x) 8-7/8"W x 64-7/8"H

**** Available only for units ****
30" W and 36"W.

H160 Handles

Ventilation grill

Safety garment rail
(hangers not included)

PEN3 = 1 door front lock
 PEN5 = 2 door front locks

PEN3 = 1 door front lock
 PEN5 = 2 door front locks

Lock option

Lock option Folding doors

Extra shelves option

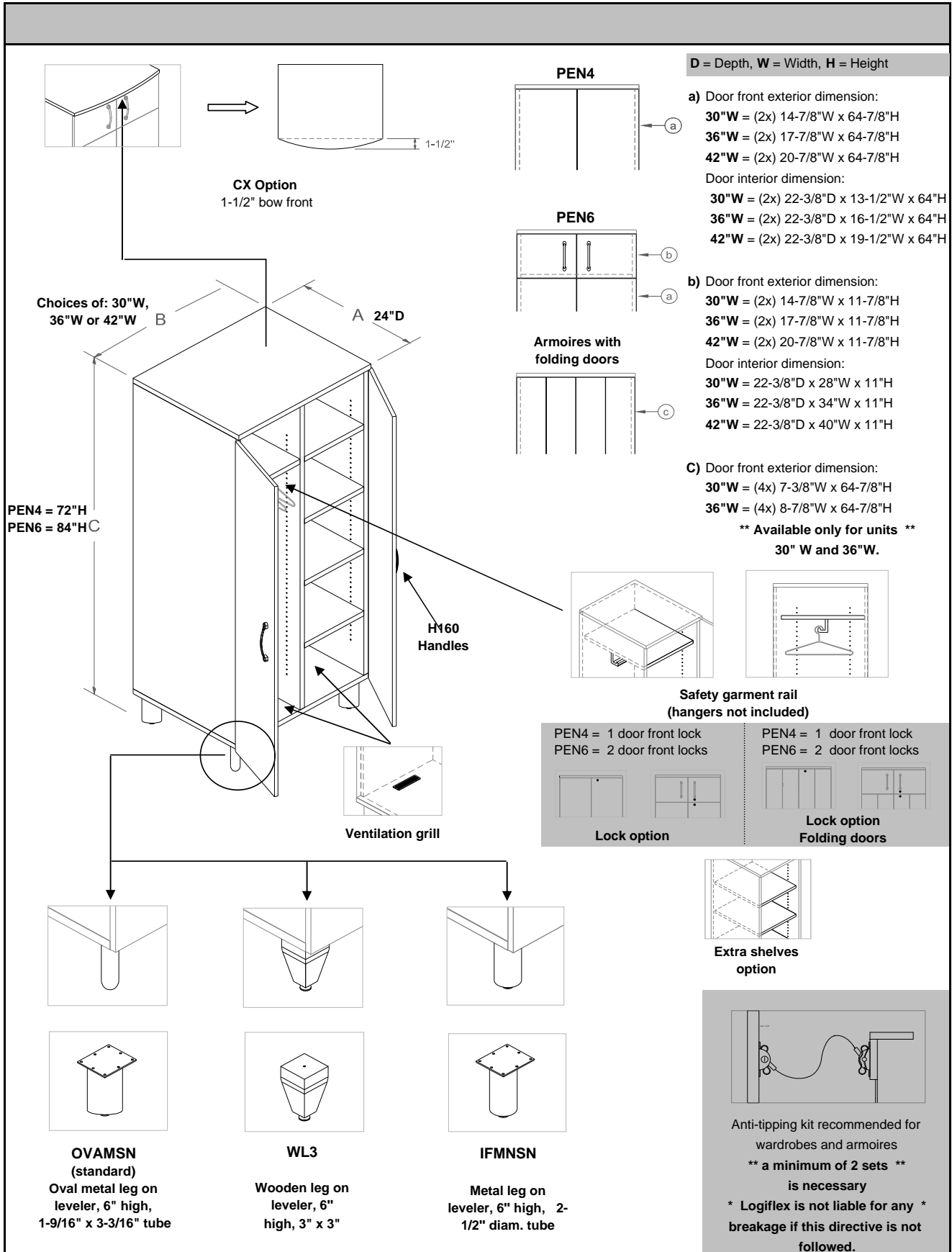
Horizontal handle option
 Pricing upon request only

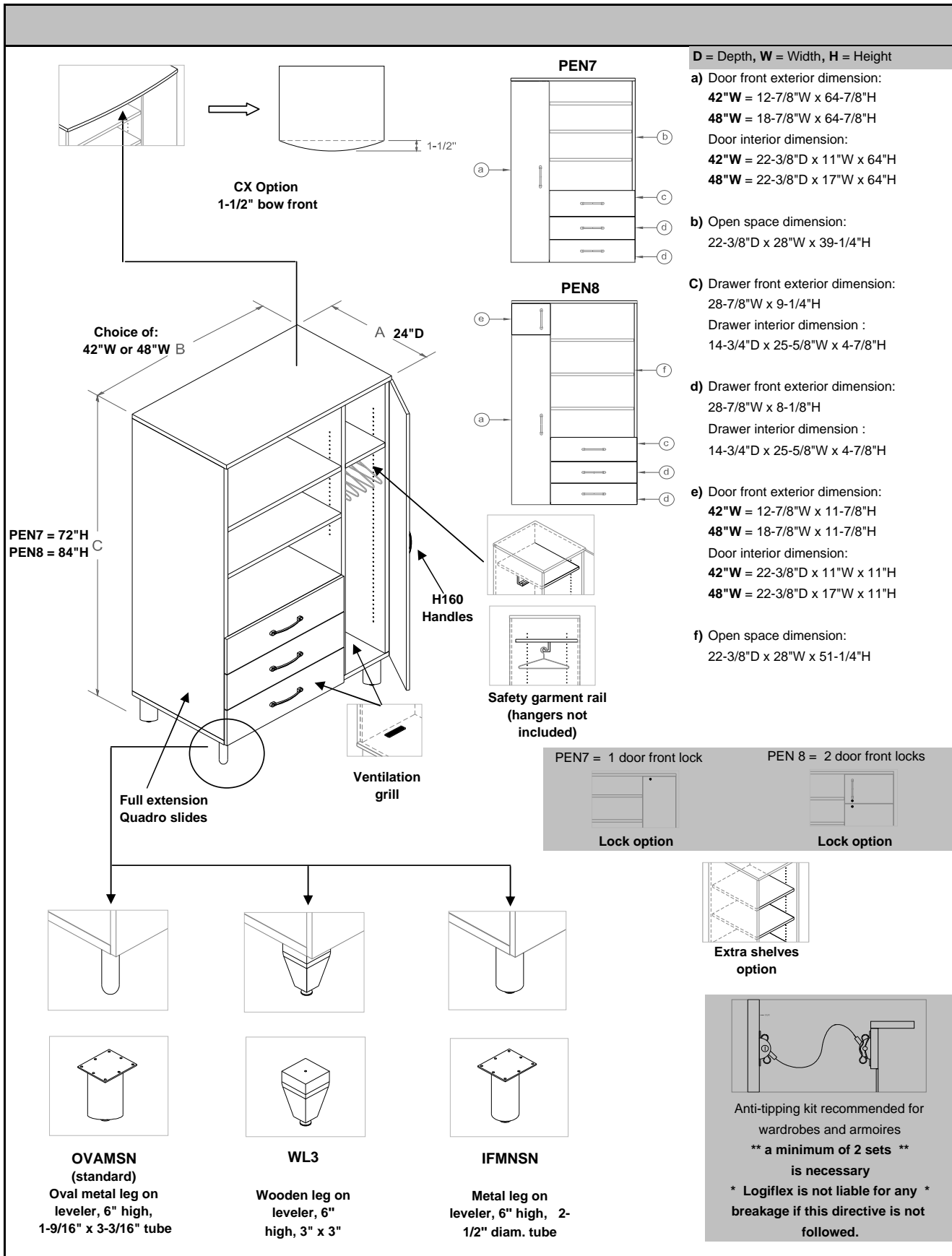
OVAMSN
(standard)
 Oval metal leg on leveler, 6" high, 1-9/16" x 3-3/16" tube

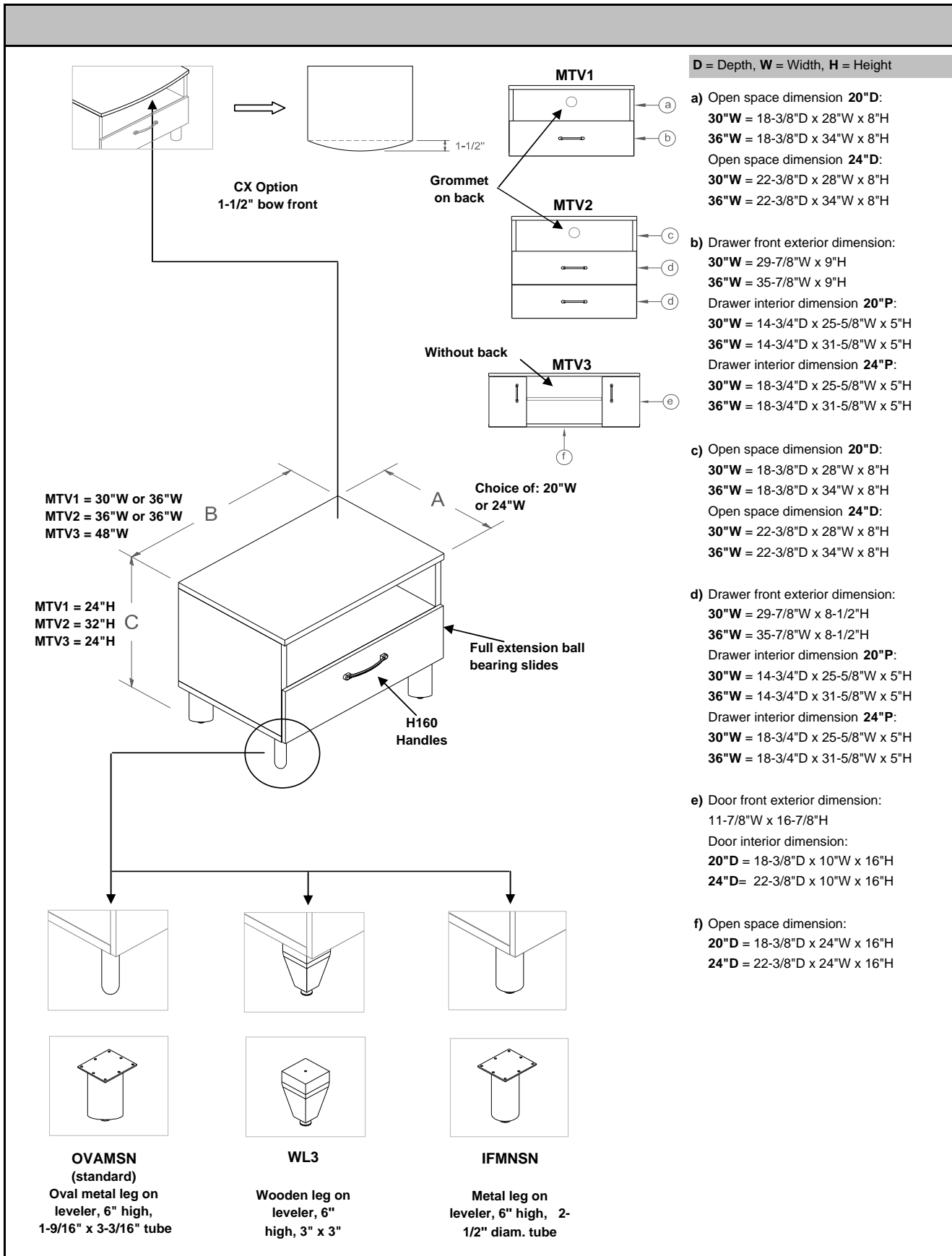
WL3
 Wooden leg on leveler, 6" high, 3" x 3"

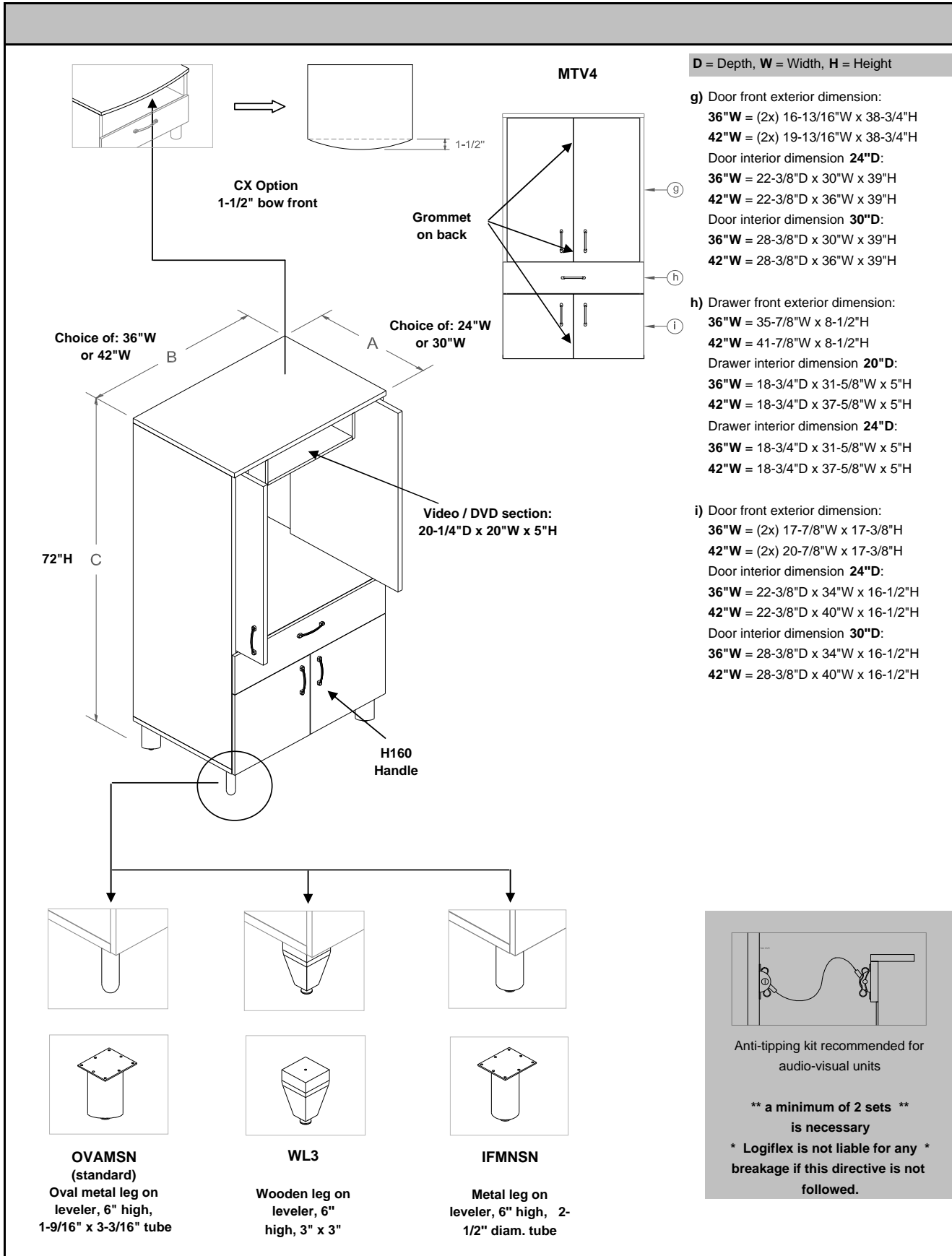
IFMNSN
 Metal leg on leveler, 6" high, 2-1/2" diam. tube

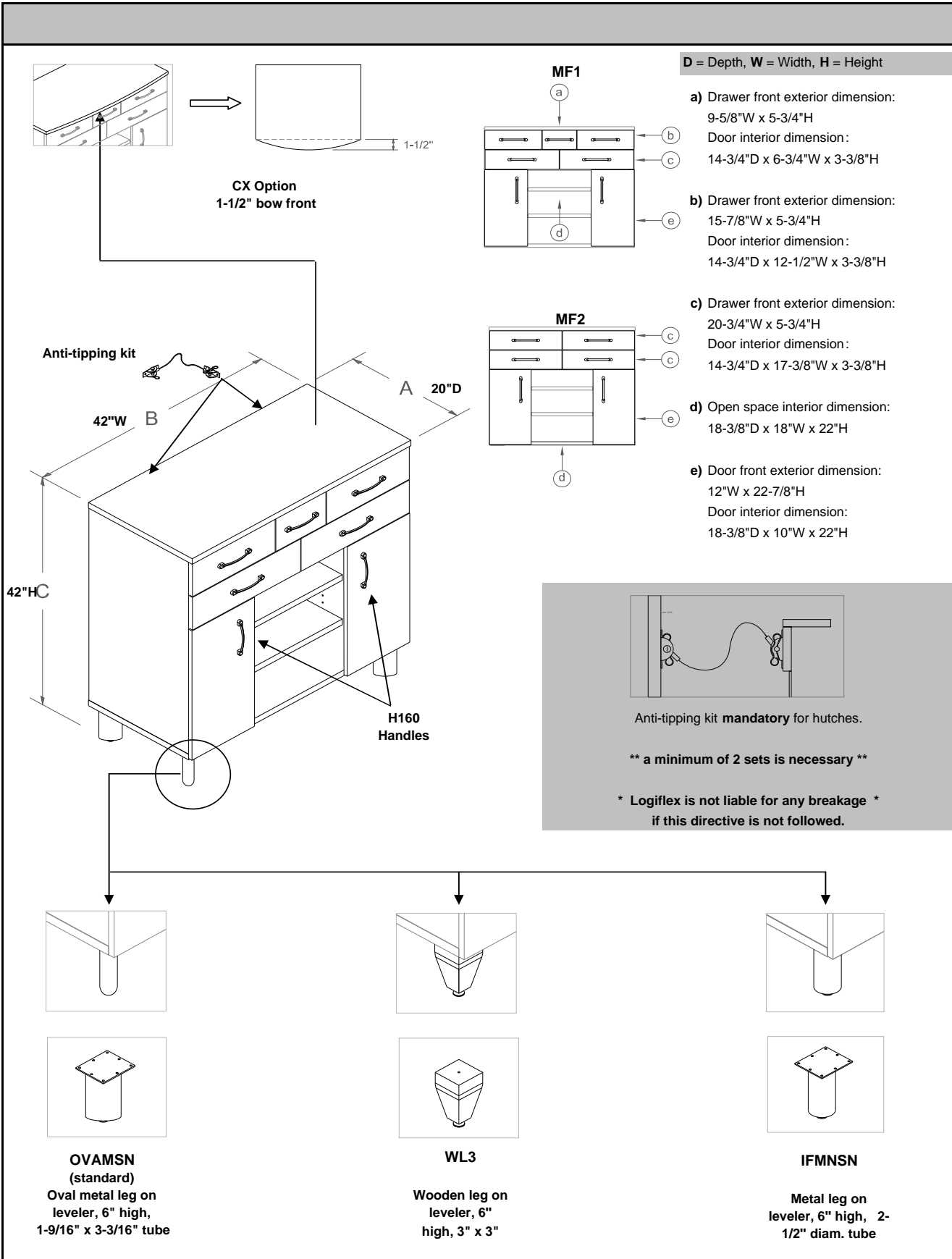
Anti-tipping kit recommended for wardrobes and armoires
**** a minimum of 2 sets ** is necessary**
*** Logiflex is not liable for any breakage if this directive is not followed.**











HOW TO ORDER?

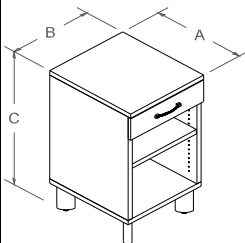
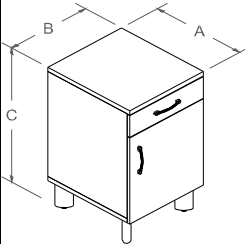
SIN 71-315

July 2011 Update

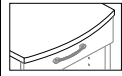




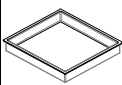
Component selection																	
Complete code without options: LF-201832TC1OVAMSN																	
Complete code with options: LF-201832TC1CXOVAMWFSNLKSNINS																	
		LF	20	18	32	TC1	CX	OVAM	WF	SN	LKSNINS						
		↑	↑	↑	↑	↑	↑	↑	↑	↑	↑	↑					
Top finishes	Code	Depth	Width	Height	Product	Code	OPTION	Code	Legs	Code	OPTIONS	Code	Leg finish	Code	OPTION	Code	
Melamine 1"	LF	Bedside cabinet 20	Bedside cabinet 18	Bedside cabinet 32	Bedside cabinet	TC1	Bow front	CX	Oval metal leg	OVAM	Caster with break option for OVAM and IFMN legs only	WF	Satin Nickel for metal legs	SN	Lock option, Satin Nickel, factory installed	LKSNINS	
Laminate 1"	LFL	24				TC2R TC2L TC3 TC4	Folding doors for armoires only	FD	Wooden leg for bedside cabinets	WL2							
		Dresser 20 24	Dresser 30 36	Dresser 32 44	Dresser	COM2 COM3 COM4			Wooden leg for all other furniture	WL3							
		Hutch 16	Hutch 30 36	Hutch 28 40 52	Hutch	HL28 HLA40 HLA52			Tubular metal leg	IFMN							
		Wardrobe Armoire 24	Wardrobe Armoire 20 30 36 42 48	Wardrobe Armoire 72 84	Wardrobe Armoire	PEN1R PEN1L PEN2R PEN2L PEN3 PEN4 PEN5 PEN6 PEN7 PEN8			Pneumatic base	BPX							
			Headboard 39	Headboard 22 25	Headboard	TLRT TLCX											
			Footboard 39	Footboard 16 19	Footboard	PLRT PLCX											

How to order?
201832TC1OVAMSN
 (LF / LFL)

**** LFM = Linoleum top and melamine base (pricing upon request only).****
**** Pricing may vary depending on volume, please specify requested quantities ****

	DESCRIPTION	PRODUCTS	FINISHES		
			melamine	laminite	
			1" LF	1-1/16" LFL	
 <p>TC1 Bedside cabinet, including: - 1 drawer with full extension slides; - 1 satin nickel H130 handle for drawer; - 19"H open section for storage with one adjustable shelf; - 4 satin nickel oval metal legs on levelers.</p>	20" deep	201832TC1OVAMSN	638	666	
	24" deep	241832TC1OVAMSN	671	704	
 <p>TC2R and TC2L Bedside cabinet, including: - 1 drawer with full extension slides; - 1 satin nickel H130 handle for drawer and door; - 19"H open section with door for storage with one adjustable shelf and ventilation grill; - 4 satin nickel oval metal legs on levelers.</p> <p>"R" right side hinges "L" left side hinges</p>	20" deep	201832TC2ROVAMSN 201832TC2LOVAMSN	710	737	
	24" deep	241832TC2ROVAMSN 241832TC2LOVAMSN	743	776	

OPTIONS

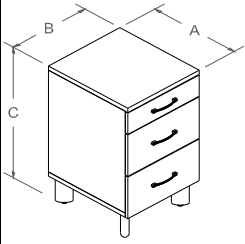
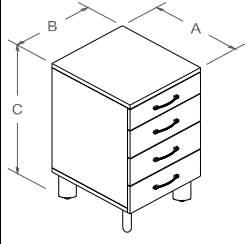
 <p>Bow front option 1-1/2"</p>	CX	55
 <p>Satin nickel lock, factory installed TC1 = 1 lock on drawer. TC2 = 1 lock on drawer, 1 lock on door.</p>	LKSNINS	33 /ch.
 <p>Wooden leg 2-1/4" x 2-1/4" x 6"H on leveler (all Logiflex color chart wood finishes).</p>	WL2	N/C
 <p>Tubular metal leg 2-1/2" diam. x 6"H on leveler.</p>	IFMNSN	N/C
 <p>Casters with stem and break, in translucent plastic (88 lbs charge per caster). (addition to OVAM and IFMN legs only) ** Please change leg codes for OVAMWFSN or IFMWFSN.**</p>	WF	50 / ens.
 <p>White plastic basket, easy to clean (resistant to all care products), rounded corners for complete surface cleanup, easy to remove and put back into drawer.</p>	BP	83

LF = Melamine top and frame

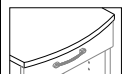




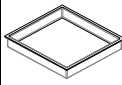
LFL = Laminate top and melamine frame

How to order?
 _ 201832TC3OVAMSN
 (LF / LFL)

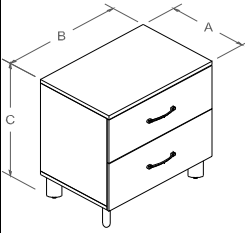
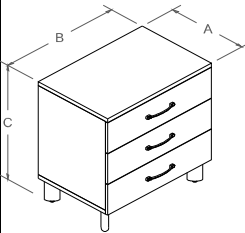
**** LFM = Linoleum top and melamine base (pricing upon request only).****
**** Pricing may vary depending on volume, please specify requested quantities ****

	DESCRIPTION	PRODUCTS	FINISHES	
			melamine	laminite
			1" LF	1-1/16" LFL
 <p>TC3 Bedside cabinet, including: - 3 drawers with full extension slides; - 3 satin nickel H130 handle for drawers; - 4 satin nickel oval metal legs on levelers.</p>		A B C		
	20" deep	201832TC3OVAMSN	820	847
	24" deep	241832TC3OVAMSN	853	886
 <p>TC4 Bedside cabinet, including: - 4 drawers with full extension slides; - 4 satin nickel H130 handle for drawers; - 4 satin nickel oval metal legs on levelers.</p>				
	20" deep	201832TC4OVAMSN	886	913
	24" deep	241832TC4OVAMSN	919	952

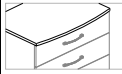



OPTIONS

 <p>Bow front option 1-1/2"</p>	CX	55
 <p>Satin nickel lock, factory installed TC3 = 1 lock on drawer. TC4 = 1 lock on drawer.</p>	LKSNINS	33 / ch.
 <p>Wooden leg 2-1/4" x 2-1/4" x 6"H on leveler (all Logiflex color chart wood finishes).</p>	WL2	N/C
 <p>Tubular metal leg 2-1/2" diam. x 6"H on leveler.</p>	IFMNSN	N/C
 <p>Casters with stem and break, in translucent plastic (88 lbs charge per caster). (addition to OVAM and IFMN legs only) ** Please change leg codes for OVAMWFSN or IFMWFSN.**</p>	WF	50 / ens.
 <p>White plastic basket, easy to clean (resistant to all care products), rounded corners for complete surface cleanup, easy to remove and put back into drawer.</p>	BP	83

**** LFM = Linoleum top and melamine base (pricing upon request only).****
**** Pricing may vary depending on volume, please specify requested quantities ****

	DESCRIPTION	PRODUCTS	FINISHES		
			melamine	laminat	
			1" LF	1-1/16" LFL	
 <p>COM2 Dresser, including: - 2 drawers with full extension Quadro slides and Interlock system; - 2 satin nickel H160 handles for drawers; - 4 satin nickel oval metal legs on levelers.</p>	20" deep	A B C			
		203032COM2OVAMSN	941	985	
			203632COM2OVAMSN	990	1045
	24" deep	243032COM2OVAMSN	990	1045	
		243632COM2OVAMSN	1040	1106	
	 <p>COM3 Dresser, including: - 3 drawers with full extension Quadro slides and Interlock system; - 3 satin nickel H160 handles for drawers; - 4 satin nickel oval metal legs on levelers.</p>	20" deep	203032COM3OVAMSN	1106	1150
203632COM3OVAMSN			1155	1210	
24" deep		243032COM3OVAMSN	1155	1210	
		243632COM3OVAMSN	1205	1271	

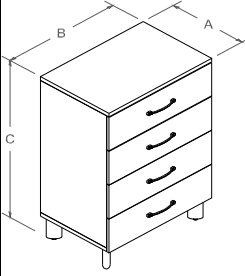
OPTIONS

 <p>Bow front option 1-1/2"</p>	CX	55
 <p>Satin nickel lock, factory installed COM2 = 1 lock on drawer (locks all drawers). COM3 = 1 lock on drawer (locks all drawers).</p>	LKSNINS	33 /ch.
 <p>Wooden leg 3" x 3" x 6"H on leveler (all Logiflex color chart wood finishes).</p>	WL3	N/C
 <p>Tubular metal leg 2-1/2" diam. x 6"H on leveler.</p> <p>** Please change leg codes for WL3 or IFMNSN.**</p>	IFMNSN	N/C

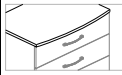



LF = Melamine top and frame
 LFL = Laminate top and melamine frame

How to order?
 _ 203044COM4OVAMSN
 (LF/LFL)

**** LFM = Linoleum top and melamine base (pricing upon request only).****
**** Pricing may vary depending on volume, please specify requested quantities ****

	DESCRIPTION	PRODUCTS	FINISHES	
			melamine	laminata
			1" LF	1-1/16" LFL
 <p>COM4 Dresser, including: - 4 drawers with full extension Quadro slides and Interlock system; - 4 satin nickel H160 handles for drawers; - 4 satin nickel oval metal legs on levelers.</p>		A B C		
	20" deep	203044COM4OVAMSN	1287	1331
		203644COM4OVAMSN	1337	1392
	24" deep	243044COM4OVAMSN	1337	1392
		243644COM4OVAMSN	1386	1452

OPTIONS

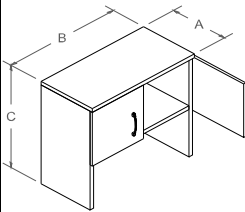
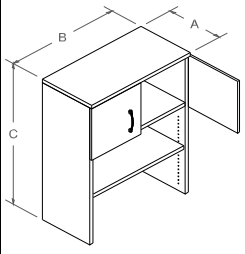
 <p>Bow front option 1-1/2"</p>	CX	55
 <p>Satin nickel lock, factory installed COM4 = 1 lock on drawer (locks all drawers).</p>	LKSNINS	33 /ch.
 <p>Wooden leg 3" x 3" x 6"H on leveler (all Logiflex color chart wood finishes).</p>	WL3	N/C
 <p>Tubular metal leg 2-1/2" diam. x 6"H on leveler.</p> <p>** Please change leg codes for WL3 or IFMNSN.**</p>	IFMNSN	N/C

LF = Melamine top and frame
 LFL = Laminate top and melamine frame



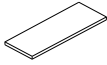

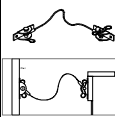
How to order?
 _ 1630HL28
 (LF/LFL)

CLOSED HUTCHES WITH
 HINGED DOORS
 July 2011 Update

**** LFM = Linoleum top and melamine base (pricing upon request only).****
**** Pricing may vary depending on volume, please specify requested quantities ****

	DESCRIPTION	PRODUCTS	FINISHES	
			melamine	laminite
			1" LF	1-1/16" LFL
 <p>HL 28"H hutch with doors, including: - 2 hinged doors; - 2 satin nickel H130 handles for doors; - 13"H open space inside doors; - Rubber wire cover cap on bottom.</p>		A B C		
		1630HL28	534	—
		1636HL28	589	—
 <p>HLA 40"H hutch with doors, including: - 2 hinged doors; - 2 satin nickel H130 handles for doors; - 13"H open space inside doors; - 1 adjustable shelf; - Rubber wire cover cap on bottom.</p>		1630HLA40	638	—
		1636HLA40	704	—

OPTIONS

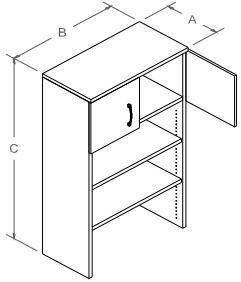


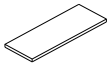

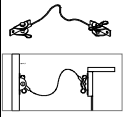
 <p>Bow front option 1-1/2"</p>		CX	55
 <p>Satin nickel lock, factory installed HL28 = 1 lock on right side door. HLA40 = 1 lock on right side door.</p>		LKSNINS	33 /ch.
 <p>Extra adjustable shelf, shelf supports included.</p>	30"W hutch 36"W hutch	SH1428 SH1434	50 61
 <p>Horizontal handle option. * Pricing upon request only. *</p>			
 <p>Anti-tipping kit mandatory for hutches. ** a minimum of 2 sets is necessary ** (sold separately)</p>		DECR	44 / ch.

LF = Melamine top and frame
 LFL = Laminate top and melamine frame

How to order?
 _ 1630HLA52
 (LF / LFL)

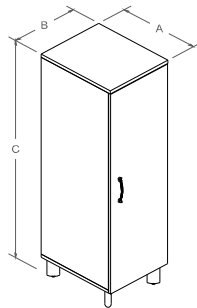
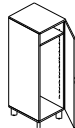
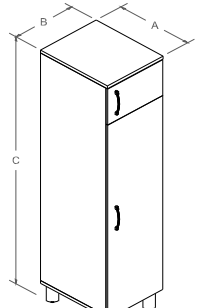
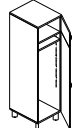
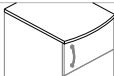





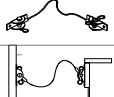
CLOSED HUTCHES WITH
 HINGED DOORS
 July 2011 Update

**** LFM = Linoleum top and melamine base (pricing upon request only).****
**** Pricing may vary depending on volume, please specify requested quantities ****

	DESCRIPTION	PRODUCTS	FINISHES	
			melamine	laminate
			1" LF	1-1/16" LFL
	HLA 52"H hutch with doors, including: - 2 hinged doors; - 2 satin nickel H130 handles for doors; - 13"H open space inside doors; - 2 adjustable shelves; - Rubber wire cover cap on bottom.	A B C		
		1630HLA52	743	—
		1636HLA52	820	—
OPTIONS				
	Bow front option 1-1/2" (not available for HPOCLA hutch).	CX	55	
	Satin nickel lock, factory installed HLA52 = 1 lock on right side door.	LKSNINS	33 /ch.	
	Extra adjustable shelf, shelf supports included.	30"W hutch 36"W hutch	SH1428 SH1434	50 / ch. 61 / ch.
	Horizontal handle option. * Pricing upon request only. *			
	Anti-tipping kit mandatory for hutches. ** a minimum of 2 sets is necessary ** (sold separately)	DECR	44 / ch.	

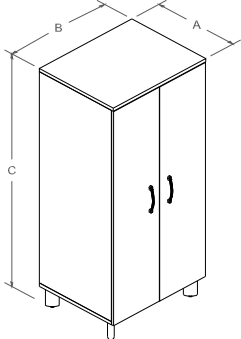
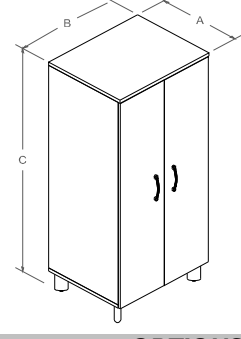

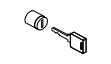
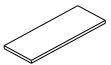




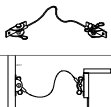
How to order?
 _ 242072PEN1ROVAMSN
 (LF / LFL)

**** LFM = Linoleum top and melamine base (pricing upon request only).****
**** Pricing may vary depending on volume, please specify requested quantities ****

	DESCRIPTION	PRODUCTS	FINISHES	
			melamine	laminata
			1" LF	1-1/16" LFL
 <p>"R" right side hinges "L" left side hinges</p>	<p>PEN1R PEN1L</p> <p>Wardrobe cabinet, including:</p> <ul style="list-style-type: none"> - 1 hinged door with satin nickel H160 handle; - Safety garment rail under adjustable shelf; - Ventilation grill - 4 satin nickel oval metal legs on levelers. 	A B C		
		242072PEN1ROVAMSN	979	—
		242072PEN1LOVAMSN	979	—
 <p>"R" right side hinges "L" left side hinges</p>	<p>PEN2R PEN2L</p> <p>Wardrobe cabinet, including:</p> <ul style="list-style-type: none"> - 2 hinged doors with satin nickel H160 handles; - Safety garment rail under adjustable shelf; - Ventilation grill - 4 satin nickel oval metal legs on levelers. 	242084PEN2ROVAMSN	1106	—
		242084PEN2LOVAMSN	1106	—
OPTIONS				
	Bow front option 1-1/2"	CX	55	
	Satin nickel lock, factory installed PEN1 = 1 lock on door. PEN1 = 1 lock on top door, 1 lock on bottom door.	LKSNINS	33 /ch.	
	Extra adjustable shelf, shelf supports included.	SH2218	40 / ch.	
	Wooden leg 3" x 3" x 6"H on leveler (all Logiflex color chart wood finishes).	WL3	N/C	
	Tubular metal leg 2-1/2" diam. x 6"H on leveler. ** Please change leg codes for WL3 or IFMNSN.**	IFMNSN	N/C	
	Horizontal handle option. * Pricing upon request only. *			
	Anti-tipping kit mandatory for hutches. ** a minimum of 2 sets is necessary ** (sold separately)	DECR	44 / ch.	

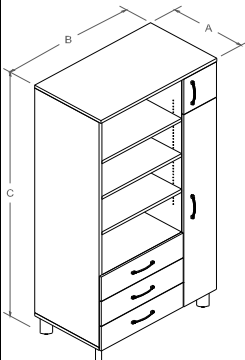
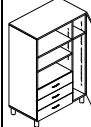
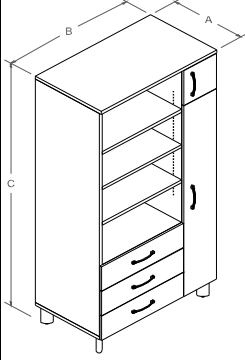
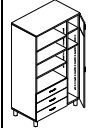





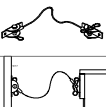
LF = Melamine top and frame
 LFL = Laminate top and melamine frame

How to order?
 _ 243072PEN3OVAMSN
 (LF / LFL)

** LFM = Linoleum top and melamine base (pricing upon request only).**		** Pricing may vary depending on volume, please specify requested quantities **		
	DESCRIPTION	PRODUCTS	FINISHES	
			melamine 1" LF	laminated 1-1/16" LFL
 <p>PEN3 Wardrobe cabinet, including: - 2 hinged doors with satin nickel H160 handles; - Safety garment rail under adjustable shelf; - 2 ventilation grills - 4 satin nickel oval metal legs on levelers.</p>		A B C		
		243072PEN3OVAMSN	1436	—
		243672PEN3OVAMSN	1507	—
		244272PEN3OVAMSN	1579	—
 <p>PEN4 Wardrobe cabinet, including: - 2 hinged doors with satin nickel H160 handles; - Safety garment rail under adjustable shelf; - Central division; - 4 adjustable shelves; - 2 ventilation grills; - 4 satin nickel oval metal legs on levelers.</p>		243072PEN4OVAMSN	1650	—
		243672PEN4OVAMSN	1722	—
		244272PEN4OVAMSN	1793	—
OPTIONS				
	Bow front option 1-1/2"	CX		55
	Satin nickel lock, factory installed PEN3 & PEN4 = 1 lock on right door (locking both doors).	LKSNINS		33 /ch.
	Extra adjustable shelf, shelf supports included.	PEN3	SH2228	29 / ch.
			SH2230	35 / ch.
			SH2240	42 / ch.
		PEN4	SH2213	62 / ch.
			SH2216	75 / ch.
			SH2219	87 / ch.
	Wooden leg 3" x 3" x 6"H on leveler (all Logiflex color chart wood finishes).	WL3		N/C
	Tubular metal leg 2-1/2" diam. x 6"H on leveler. ** Please change leg codes for WL3 or IFMNSN.**	IFMNSN		N/C
	Folding doors (allows easy access to people of reduced mobility). ** Available for 30"W and 36"W units only. **	FD		275
	Horizontal handle option. * Pricing upon request only. *			
	Anti-tipping kit mandatory for hutches. ** a minimum of 2 sets is necessary ** (sold separately)	DECR		44 / ch.

How to order?
 _ 244272PEN7ROVAMSN
 (LF / LFL)

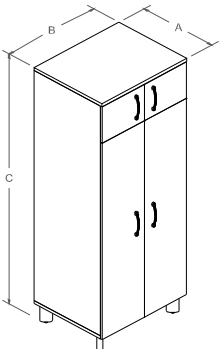
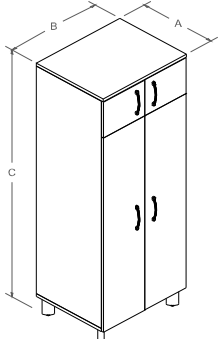
**** LFM = Linoleum top and melamine base (pricing upon request only).****
**** Pricing may vary depending on volume, please specify requested quantities ****

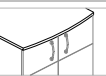

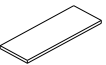




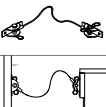
	DESCRIPTION	PRODUCTS	FINISHES				
			melamine	laminate			
			1" LF	1-1/16" LFL			
 <p>"R" right side hinges "L" left side hinges</p>	<p>PEN7R PEN7L</p> <p>Wardrobe cabinet, including:</p> <ul style="list-style-type: none"> - 1 hinged door with satin nickel H160 handle; - Safety garment rail under adjustable shelf; - 2 ventilation grills; - Open space with 3 adjustable shelves; - 3 drawers with full extension Quadro slides and Interlock system with satin nickel H160 handles; - 4 satin nickel oval metal legs on levelers. 	<p>A B C</p> <p>244272PEN7ROVAMSN</p> <p>244272PEN7LOVAMSN</p> <p>244872PEN7ROVAMSN</p> <p>244872PEN7LOVAMSN</p>	<p>2475</p> <p>2475</p> <p>2547</p> <p>2547</p>	<p>—</p> <p>—</p> <p>—</p> <p>—</p>			
		 <p>"R" right side hinges "L" left side hinges</p>	<p>PEN8R PEN8L</p> <p>Wardrobe cabinet, including:</p> <ul style="list-style-type: none"> - 2 hinged doors with satin nickel H160 handles; - Safety garment rail under adjustable shelf; - 2 ventilation grills; - Open space with 3 adjustable shelves; - 3 drawers with full extension Quadro slides and Interlock system with satin nickel H160 handles; - 4 satin nickel oval metal legs on levelers. 	<p>244284PEN8ROVAMSN</p> <p>244284PEN8LOVAMSN</p> <p>244884PEN8ROVAMSN</p> <p>244884PEN8LOVAMSN</p>	<p>2695</p> <p>2695</p> <p>2767</p> <p>2767</p>	<p>—</p> <p>—</p> <p>—</p> <p>—</p>	
				OPTIONS			
				 <p>Bow front option 1-1/2"</p>		CX	55
				 <p>Satin nickel lock, factory installed PEN7 = 1 lock on wardrobe's door, PEN8 = 1 lock on wardrobe's top door, 1 lock on wardrobe's bottom door.</p>		LKSNINS	33 /ch.
 <p>Wooden leg 3" x 3" x 6"H on leveler (all Logiflex color chart wood finishes).</p>				WL3	N/C		
 <p>Tubular metal leg 2-1/2" diam. x 6"H on leveler. ** Please change leg codes for WL3 or IFMNSN.**</p>		IFMNSN	N/C				
 <p>Horizontal handle option. * Pricing upon request only. *</p>							
 <p>Anti-tipping kit mandatory for hutches. ** a minimum of 2 sets is necessary ** (sold separately)</p>		DECR	44 / ch.				

LF = Melamine top and frame
 LFL = Laminate top and melamine frame

How to order?
 _ 243084PEN5OVAMSN
 (LF / LFL)

**** LFM = Linoleum top and melamine base (pricing upon request only).****
**** Pricing may vary depending on volume, please specify requested quantities ****

	DESCRIPTION	PRODUCTS	FINISHES	
			melamine	laminate
			1" LF	1-1/16" LFL
 <p>PEN5 Wardrobe cabinet, including: - 4 hinged doors with satin nickel H160 handles; - Safety garment rail under adjustable shelf; - 2 ventilation grills; - 4 satin nickel oval metal legs on levelers.</p>		A B C		
		243084PEN5OVAMSN	1656	—
		243684PEN5OVAMSN	1727	—
		244284PEN5OVAMSN	1799	—
 <p>PEN6 Wardrobe cabinet, including: - 4 hinged doors with satin nickel H160 handles; - Safety garment rail under adjustable shelf; - Central division; - 4 adjustable shelves; - 2 ventilation grills; - 4 satin nickel oval metal legs on levelers.</p>		243084PEN6OVAMSN	1870	—
		243684PEN6OVAMSN	1942	—
		244284PEN6OVAMSN	2013	—

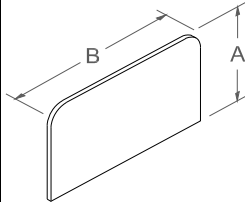
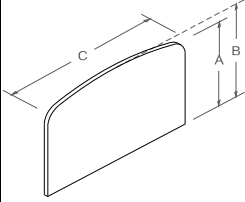
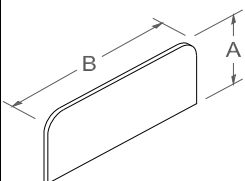
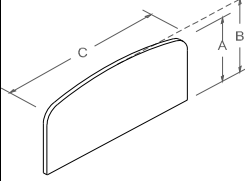
OPTIONS			
	Bow front option 1-1/2"	CX	55
	Satin nickel lock, factory installed PEN5 & PEN6 = 1 lock on top right door (locking both top doors), 1 lock on bottom right door (locking both bottom doors).	LKSNINS	33 /ch.
	Extra adjustable shelf, shelf supports included.	PEN5	SH2228 29 / ch. SH2230 35 / ch. SH2240 42 / ch.
	Wooden leg 3" x 3" x 6"H on leveler (all Logiflex color chart wood finishes).	PEN6	SH2213 62 / ch. SH2216 75 / ch. SH2219 87 / ch.
	Tubular metal leg 2-1/2" diam. x 6"H on leveler. ** Please change leg codes for WL3 or IFMNSN.**	WL3	N/C
	Folding doors (allows easy access to people of reduced mobility). ** Available for 30"W and 36"W units only. **	IFMNSN	N/C
	Horizontal handle option. * Pricing upon request only. *	FD	275
	Anti-tipping kit mandatory for hutches. ** a minimum of 2 sets is necessary ** (sold separately)	DECR	40 / ch.

LF = Melamine top and frame
 LFL = Laminate top and melamine frame

How to order?
 _ 3922TLRT
 (LF/LFL)

July 20-11 Update
 HEADBOARDS &
 FOOTBOARDS

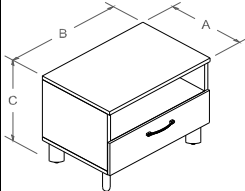
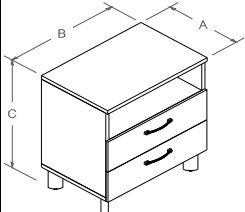
**** LFM = Linoleum top and melamine base (pricing upon request only).****
**** Pricing may vary depending on volume, please specify requested quantities ****

	DESCRIPTION	PRODUCTS	FINISHES	
			melamine	laminate
			1" LF	1-1/16" LFL
 <p>TLRT Rectangular headboard, 39"W x 22"H.</p>		B C		
		3922TLRT	99	—
 <p>TLCX Curved headboard, 39"W x 25"H.</p>		A B C		
		222539TLCX	116	—
 <p>PLRT Rectangular footboard, 39"W x 16"H.</p>		B C		
		3916PLRT	83	—
 <p>PLCX Curved footboard, 39"W x 19"H.</p>		A B C		
		192139PLCX	88	—

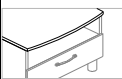
LF = Melamine top and frame
 LFL = Laminate top and melamine frame

How to order?
 _ 203024MTV1OVAMSN
 (LF / LFL)

**** LFM = Linoleum top and melamine base (pricing upon request only).****
**** Pricing may vary depending on volume, please specify requested quantities ****

	DESCRIPTION	PRODUCTS	FINISHES	
			melamine	laminata
			1" LF	1-1/16" LFL
 <p>MTV1 Audio-visual unit, including: - 8"H open space on top of drawer with 1-1/2" diam. Grommet on back; - 1 drawer with full extension slides; - 1 satin nickel H160 handle on drawer; - 4 satin nickel oval metal legs on levelers.</p>		A B C		
		203024MTV1OVAMSN	490	534
		203624MTV1OVAMSN	539	594
		243024MTV1OVAMSN	539	594
		243624MTV1OVAMSN	589	655
 <p>MTV2 Audio-visual unit, including: - 8"H open space on top of drawer with 1-1/2" diam. Grommet on back; - 2 drawers with full extension slides; - 2 satin nickel H160 handles on drawers; - 4 satin nickel oval metal legs on levelers.</p>		203032MTV2OVAMSN	600	644
		203632MTV2OVAMSN	649	704
		243032MTV2OVAMSN	649	704
		243632MTV2OVAMSN	699	765

OPTIONS



Bow front option 1-1/2"

CX 55



Wooden leg 3" x 3" x 6"H on leveler (all Logiflex color chart wood finishes).

WL3 N/C



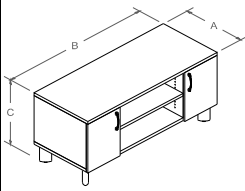
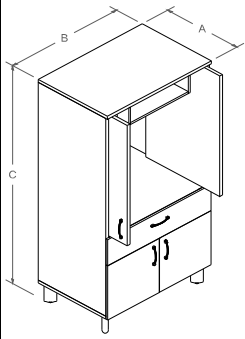
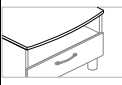


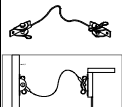
Tubular metal leg 2-1/2" diam. x 6"H on leveler.

IFMNSN N/C

**** Please change leg codes for WL3 or IFMNSN.****

LF = Melamine top and frame
 LFL = Laminate top and melamine frame

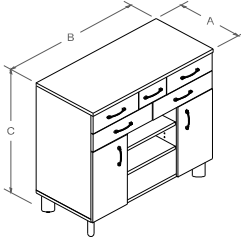
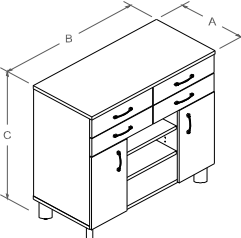
How to order?
 _ 204824MTV3OVAMSN
 (LF / LFL)

		** LFM = Linoleum top and melamine base (pricing upon request only).**			
		** Pricing may vary depending on volume, please specify requested quantities **			
	DESCRIPTION	PRODUCTS	FINISHES		
			melamine 1" LF	laminat 1-1/16" LFL	
	MTV3 Audio-visual unit, including: - 2 hinged doors on each side with 16"H interior free space; - 16"H open space with adjustable shelf; - 2 satin nickel H160 handles on doors; - 4 satin nickel oval metal legs on levelers and 1 central support leg.	A B C			
		20" profond	204824MTV3OVAMSN	638	715
		24" profond	244824MTV3OVAMSN	688	825
	MTV4 Audio-visual unit, including: - 2 retractable doors on top; - 1 fixed shelf for video/DVD; - 1 drawer with full extension slides for storage; - 2 hinged doors on bottom; - 5 satin nickel H160 handles on drawer and doors; - 4 satin nickel oval metal legs on levelers.	24" profond	243672MTV4OVAMSN	1095	—
			244272MTV4OVAMSN	1144	—
		30" profond	303672MTV4OVAMSN	1144	—
			304272MTV4OVAMSN	1194	—
OPTIONS					
	Bow front option 1-1/2"		CX	55	
	Wooden leg 3" x 3" x 6"H on leveler (all Logiflex color chart wood finishes).		WL3	N/C	
	Tubular metal leg 2-1/2" diam. x 6"H on leveler.		IFMNSN	N/C	
	** Please change leg codes for WL3 or IFMNSN.**				
	Anti-tipping kit mandatory for hutches. ** a minimum of 2 sets is necessary ** (sold separately)		DECR	44 / ch.	

LF = Melamine top and frame
 LFL = Laminate top and melamine frame

How to order?
 _ 204242MF1OVAMSN
 (LF / LFL)

**** LFM = Linoleum top and melamine base (pricing upon request only).****
**** Pricing may vary depending on volume, please specify requested quantities ****

	DESCRIPTION	PRODUCTS	FINISHES	
			melamine	laminat
			1" LF	1-1/16" LFL
 <p>MF1 Activity unit, including: - 5 drawers with full extension slides; - 2 hinged doors on each side; - Central open space with 2 adjustable shelves; - 7 satin nickel H160 handles on drawers and doors; - 4 satin nickel oval metal legs on levelers and 1 central support leg.</p>		A B C		
		204242MF1OVAMSN	2052	2118
 <p>MF2 Activity unit, including: - 4 drawers with full extension slides; - 2 hinged doors on each side; - Central open space with 2 adjustable shelves; - 6 satin nickel H160 handles on drawers and doors; - 4 satin nickel oval metal legs on levelers and 1 central support leg.</p>		204242MF2OVAMSN	2189	2255

OPTIONS



Bow front option 1-1/2"

CX 55



Wooden leg 3" x 3" x 6"H on leveler (all Logiflex color chart wood finishes).

WL3 N/C



Tubular metal leg 2-1/2" diam. x 6"H on leveler.

IFMNSN N/C

**** Please change leg codes for WL3 or IFMNSN.****



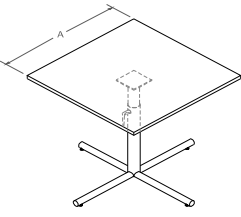
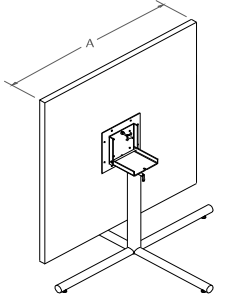
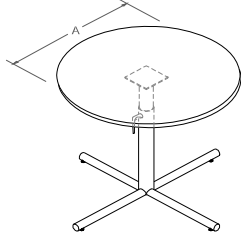
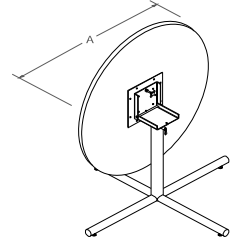
Anti-tipping kit **mandatory** for hutches.
**** a minimum of 2 sets is necessary ****
 (sold separately)

DECR 44 / ch.

*** Logiflex is not liable for any breakage *
 if this directive is not followed.**

How to order?
 _ 38TCPBX38SN
 (LF / LFL)

**** LFM = Linoleum top and melamine base (pricing upon request only).****
**** Pricing may vary depending on volume, please specify requested quantities ****

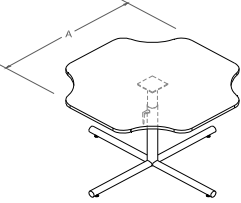
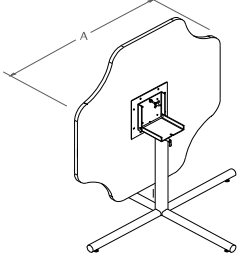
	DESCRIPTION	PRODUCTS	FINISHES	
			melamine	laminat
			1" LF	1-1/16" LFL
A				
 <p>TC Square table with : - Satin nickel x-shaped profiled steel base (3" diam. post). - Base adjustable in height, from 28" to 36" H. - Pneumatic mechanism; - 4 adjustable levelers.</p>	38TCPBX38SN	1238	1348	
	42TCBPX38SN	1271	1408	
 <p>TC-FT Square table with : - Satin nickel x-shaped profiled steel base (3" diam. post). - Base adjustable in height, from 28" to 36" H. - Pneumatic mechanism; - Folding table mechanism; - 4 adjustable levelers.</p>	38TCBPFTX38SN	1337	1447	
	42TCBPFTX38SN	1370	1507	
 <p>TR Round table with : - Satin nickel x-shaped profiled steel base (3" diam. post). - Base adjustable in height, from 28" to 36" H. - Pneumatic mechanism; - 4 adjustable levelers.</p>	38TRBPX38SN	1293	1403	
	42TRBPX38SN	1326	1463	
 <p>TR-FT Round table with : - Satin nickel x-shaped profiled steel base (3" diam. post). - Base adjustable in height, from 28" to 36" H. - Pneumatic mechanism; - Folding table mechanism; - 4 adjustable levelers.</p>	38TRBPFTX38SN	1392	1502	
	42TRBPFTX38SN	1425	1562	

LF = Melamine top and frame
 LFL = Laminate top and melamine frame

How to order?
 _ 38ARC9BPX38SN
 (LF / LFL)

July 2011 ^{ARC TABLES} Update

**** LFM = Linoleum top and melamine base (pricing upon request only).****
**** Pricing may vary depending on volume, please specify requested quantities ****


	DESCRIPTION	PRODUCTS	FINISHES	
			melamine	laminat
			1" LF	1-1/16" LFL
 <p>ARC Square table with curved notched corners and: - Satin nickel x-shaped profiled steel base (3" diam. post). - Base adjustable in height, from 28" to 36" H. - Pneumatic mechanism; - 4 adjustable levelers.</p>		A		
	<p>38ARC9BPX38SN 1348 1458 42ARC10BPX38SN 1381 1518</p>			
 <p>ARC-FT Square table with curved notched corners and: - Satin nickel x-shaped profiled steel base (3" diam. post). - Base adjustable in height, from 28" to 36" H. - Pneumatic mechanism; - Folding table mechanism; - 4 adjustable levelers.</p>		38ARC9BPFTX38SN 1447 1557 42ARC10BPFTX38SN 1480 1617		


July 2011 Update

logiflex

FACTORY

1235 SAINT-ROCH ROAD NORTH
SHERBROOKE, QUEBEC
CANADA J1N 0H2

 **1(877) 864-9323**

 **1(800) 474-7830**

WWW.LOGIFLEXONLINE.COM



PRINTED IN CANADA